

NHS

Blood and Transplant

Signaller Training


March 2017

Produced by Lee Bayliss

Caring Expert Quality

Why do we need this training?

- Moral
- Legal
- Cost



Some facts to consider

- Figures produced by the Association of British Insurers suggest that 17% of accidents involve reversing
- Health and Safety Executive (HSE) indicate that 25% of all deaths involving vehicles at work occur while vehicles are reversing



What is the impact?




What is the cause?

- 95% of accidents are due to a human factor
- Lack of attention
- Poor observation
- Laziness
- Poor working practices
- Lack of training



Drivers View



Driver responsibility

Responsible for the safe movement of the vehicle

Must choose the safest method

Appropriate time

Direct guide or guides

Operate in vehicle safety systems

Maintain contact with guide or guides (open the window to be heard)

Minimise distractions

STOP if in doubt





Things affecting vision




Rain, mist, bright sunshine and vibration will blur a drivers view

Some mirrors can magnify views causing distance to become difficult to judge



Guides Responsibility

- To maintain visual and audible contact with the driver
 - Wear hi viz
 - Ensure signals are correct and clear
 - Maintain vehicle clearance from all objects
 - Ensure reversing area is clear from obstruction, trip hazards and overhead dangers, particular care needs to be taken when vehicles have low body work
 - Keep pedestrians from reversing area and route
 - Minimise distractions
- 

Positioning of the Guide

- First priority must always be your SAFETY
- See and be seen
- Ensure you cover blind spots
- Far enough away from the moving vehicle to be safe should you trip
- Within mirror view of the driver (if you can see the driver, they can see you)

KEEP IN VIEW!



Using signals to communicate

- Precise signals are unambiguous
- Universally- used signals are clear to all, and understood by all parties, especially temporary staff
- Large accurate arm movements are more easily understood
- Only use the agreed correct signals




Health and Safety Executive (HSE) Signals



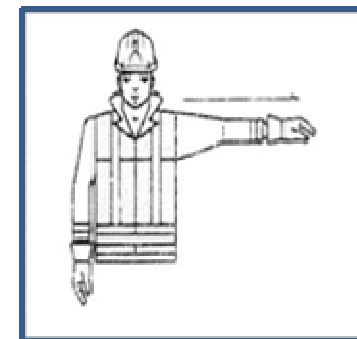
Stop




Start



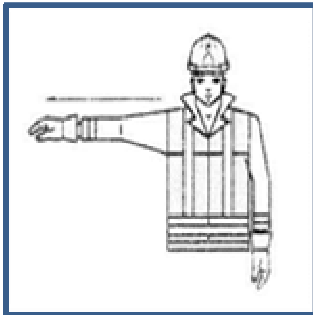
Danger



Left



Health and Safety Executive (HSE) Signals



Right



**Move
Forwards**



**Move
Backwards**



Horizontal Distance



Summary

- Safety is always your first priority
 - Check for obstruction and plan the route
 - Keep clear of vehicles, traffic and buildings
 - Always wear Hi-Viz – be seen clearly
 - Active vision all round – remember the distraction issues
 - Use precise correct, clear signals
 - If in doubt – STOP operations
 - Team work – look after each other
- 